

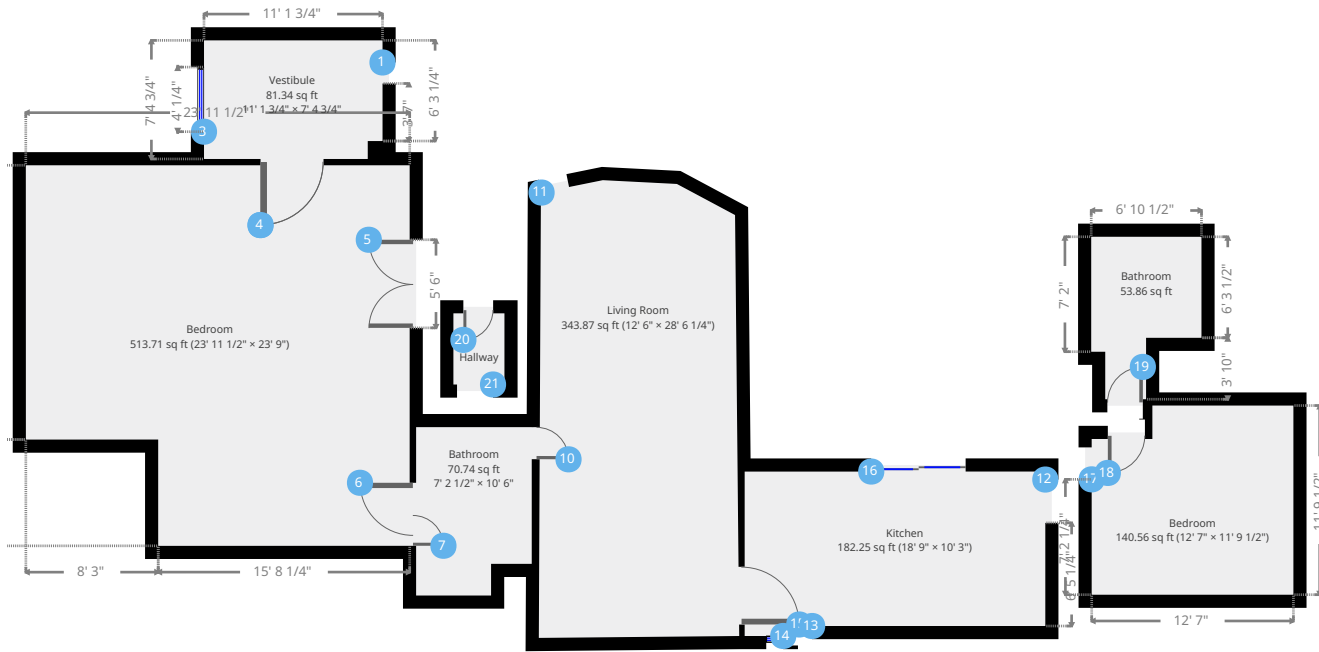
430 E 2nd

430 E 2nd,

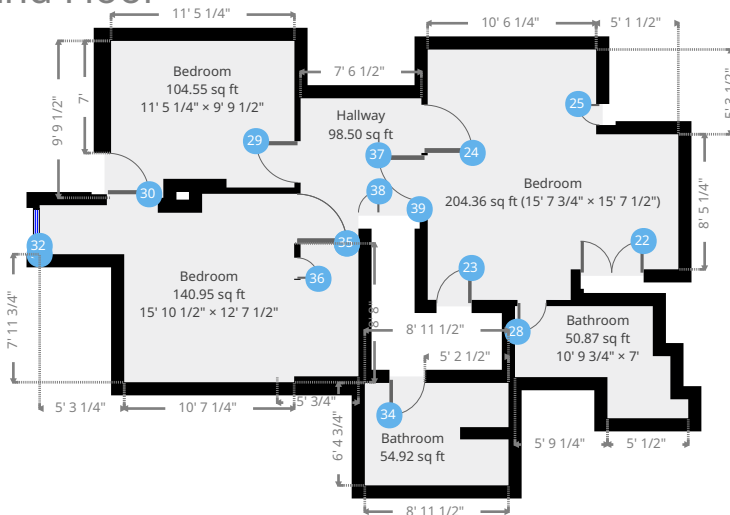
Statistics

Area: 2527 sq ft

Ground Floor



2nd Floor


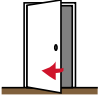

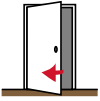
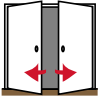
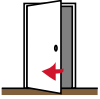
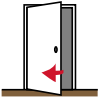
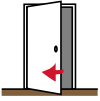
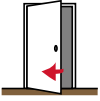




THIS FLOORPLAN IS PROVIDED WITHOUT WARRANTY OF ANY KIND. SENSOPIA DISCLAIMS ANY WARRANTY INCLUDING, WITHOUT LIMITATION, SATISFACTORY QUALITY OR ACCURACY OF DIMENSIONS.






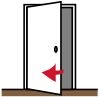


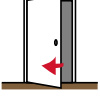
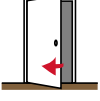
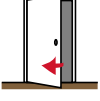

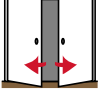
430 E 2nd

430 E 2nd,

1		Opening	- Height: 6' 5" - Distance to Floor: 6 1/4"
2		Hinged Door	- Height: 5' 11 1/2" - Distance to Floor: 6 1/2"
3		Hung Window	- Height: 6' 11" - Distance to Floor: 6"
4		Hinged Door	- Height: 6' 5 1/2" - Distance to Floor: 1"
5		Double Hinged Door	- Height: 7' 5 3/4" - Distance to Floor: 1"
6		Hinged Door	- Height: 9' 1/2" - Distance to Floor: 1"
7		Hinged Door	- Height: 4' 11" - Distance to Floor: 1 3/4"
8		Hinged Door	- Height: 6' 6" - Distance to Floor: 1 1/4"
9		Hinged Door	- Height: 7' 2 3/4" - Distance to Floor: 1"
10		Hinged Door	- Height: 4' 9" - Distance to Floor: 2' 5 3/4"
11		Opening	- Height: 6' 11 1/4" - Distance to Floor: 1"

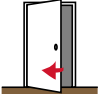
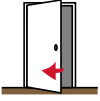
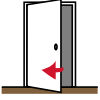
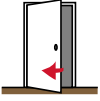
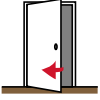
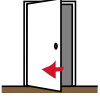
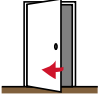


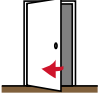
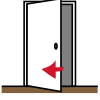
430 E 2nd

430 E 2nd,

12		Opening	- Height: 6' 11 1/2" - Distance to Floor: 1 1/4"
13		Opening	- Height: 4' 4 1/2" - Distance to Floor: 3' 1/4"
14		Hung Window	- Height: 4' 1 1/2" - Distance to Floor: 3' 1 3/4"
15		Hinged Door	- Height: 5' 2" - Distance to Floor: 2' 1"
16		Patio Door	- Height: 6' 9" - Distance to Floor: 1 1/2"
17		Opening	- Height: 6' 6" - Distance to Floor: 1"
18		Hinged Door	- Height: 6' 10 1/4" - Distance to Floor: 1"
19		Hinged Door	- Height: 6' 1 3/4" - Distance to Floor: 1 1/4"
20		Hinged Door	- Height: 1' 9 1/4" - Distance to Floor: 3' 3"
21		Opening	- Height: 2' 9" - Distance to Floor: 3' 3"
22		Double Hinged Door	- Height: 7' 1 1/2" - Distance to Floor: 1"

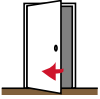

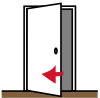

430 E 2nd

430 E 2nd,

23		Hinged Door	- Height: 7' 2 3/4" - Distance to Floor: 1"
24		Hinged Door	- Height: 7' 1" - Distance to Floor: 1"
25		Hinged Door	- Height: 6' 10 3/4" - Distance to Floor: 1"
28		Hinged Door	- Height: 7' 1/2" - Distance to Floor: 1"
29		Hinged Door	- Height: 6' 11 1/4" - Distance to Floor: 1"
30		Hinged Door	- Height: 6' 7 3/4" - Distance to Floor: 1"
31		Hinged Door	- Height: 6' 2 3/4" - Distance to Floor: 1"
32		Hung Window	- Height: 3' 7 1/4" - Distance to Floor: 3' 2 1/4"
33		Opening	- Height: 6' 2 1/4" - Distance to Floor: 1"
34		Hinged Door	- Height: 5' 1/2" - Distance to Floor: 1"
35		Hinged Door	- Height: 6' 5 1/2" - Distance to Floor: 1"

430 E 2nd

430 E 2nd,

36		Hinged Door	- Height: 6' 2 1/2"
<hr/>			
37		Hinged Door	- Height: 4' 11 1/4"
<hr/>			
38		Hinged Door	- Height: 1'
<hr/>			
39		Opening	- Height: 4' 3 1/2"
<hr/>			